



Hidden Camera Surveillance

Tel 1300 763235



Graffiti Cam

Our all new 12-Megapixel **Graffiti Cam** is an all in one completely battery operated and/or Solar powered covert camouflaged camera with simply amazing functions and features. Available with or without a built in GSM modem, Graffiti Cam will not only capture and save amazingly high quality JPEG time and date stamped pictures of any movement within range, but send those pictures to the users **mobile phone or email address**. Now available with **RECYCLE Recording** and **NO GLOW IR**. Ideal to assist in theft identity, trespassers, acts of Graffiti, Vandalism, Construction sites or something as simple as Wildlife monitoring. It even does Time Lapse, motion detection and hi resolution H.264 video and audio. The quality is outstanding!!



Graffiti Cam - How does it work?

Graffiti Cam or Construction Cam as it is otherwise known, is the latest advance in portable battery operated covert surveillance. **No Power, No lighting, No Internet, No cables.....No Problem!** Being completely battery and/or solar powered, this camera can be mounted anywhere within seconds and with a camouflaged weatherproof casing, blending into trees & bush land is ideal.

Graffiti is major problem not just for Government and Councils but we as communities in general. Other concerns may include **bush dumping, trespassing, unauthorized access, properties, theft, vandalism, Construction sites, machinery left unattended, assault and so on.** Often the cost of setting up security surveillance cameras is prohibitive and out of the question for most and that could be due to the availability of power, laying cables and general access, distance, location etc. Graffiti Cam could be possible solution as it is weatherproof, camouflaged making it easier to conceal,

So what exactly can the Graffiti Cam do? The actual camera is small enough to fit into the palm of one's hand. It is totally battery operated (12 x AA) and can therefore be left out in the field for months. Lithium Ion batteries can last up to 7 x longer than alkaline batteries so now we are really talking. If that's not enough, Graffiti Cam is also available with a few optional accessories including a mini solar panel for up to 12 months field work on one set of standard batteries plus we have a special lockable and vandal proof metal housing.

This is a motion activated and Time Lapse 2-12 megapixel colour camera that will auto switch to B/W mode at night but one of the latest advances is the option to select visible or INVISIBLE IR. Yes that's right, at night even if looking directly at the camera, there is **NO IR GLOW!** So what isn't seen won't be vandalized or stolen. Built in mini colour LCD, can store up to 32.000 images, can send pictures from the camera direct to your mobile phone and/or email address, accepts a Pre Paid SIM but more than that, this camera can also record H.264 High resolution video as well as megapixel images. Absolutely amazing!!


Specifications

Model	Parameters	
Image Sensor	5 Mega Pixels Colour CMOS	Yes
Max. Pixel Size	2560x1920	Yes
Lens	F=3.1; FOV=52°; Auto IR-Cut	Yes
IR Flash	850nM:82 Feet/25 Meters or 940nM:42 Feet/13 Meters (No Glow)	Yes
LCD Screen	40.8x30.6mm(2.0"); 960(RGB)*240DOT;16.7M Color	Yes
Operation Keypad	6 Keys	Yes
Memory	SD Card (8MB ~32GB)	Yes
Picture Size	5MP/12MP/2MP = 2560X1920/4000X3000/1600X1200;	Yes
Video Size	1440x1080: 15 fps; 1280x720: 30fps; 640x480: 30fps;	Yes
PIR Sensitivity	High/Normal/Low	Yes
PIR Sensing Distance	82ft/25m(Below 77°F/25°C at the Normal Level)	Yes
Prep PIR Sensing Angle	Left and right light beams form an angle of 100°; Each lens covers 10°	Yes
Main PIR Sensing Angle	35°	Yes
Operation Mode	Day/Night	Yes
Trigger Time	1.2Second at 2MP or hen using the 2G SD card.	Yes
Trigger Interval	0sec. - 60min; Programmable	Yes
Shooting Numbers	1~3	Yes
Video Length	1-60sec.; Programmable	Yes
Camera + Video	First take Picture/s then Video	Yes
Playback Zoom In	1~16 Times	Yes
Time Stamp	On/Off; Include serial No., temperature and moon phase	Yes
Timer	On/Off; Programmable	Yes
Password	4-Digit Numbers	Yes
Device Serial No.	4 digits and 26 alphabets set by yourself	Yes
Time Lapse	On/Off; 1 Second ~ 24 Hours Programmable	Yes
SD Card cycle Save	On/Off;	Yes
MMS Options	VGA=640x480;SMS;OFF, Programmable	Yes
MMS Numbers	"0" = Unlimited; 0 ~ 99/Day	Yes
MMS Phone No.	1 ~ 3 Phone Numbers	Yes
MMS E-mail	0 ~ 3 E-mail address	Yes
SMS	1~3	Yes
Low-Battery SMS Alert	"Battery Low" text alert sent	Yes
Language setting	Change Country Language	Yes
Power Supply	12xAA; Alkaline or Lithium Ion	Yes
External DC Power Supply	Plug Size: 4.0x1.7,6 ~ 12V (1 ~ 2A)	Yes
Stand-by Current	0.4mA	Yes
Stand-by Time	4-6 Months (12xAA)	Yes
Auto Power Off	Auto power off after 2 minutes if no keypad input	Yes
Power Consumption	150mA (+350mA when IR LED light up)	Yes
Low Battery Alert	4.2~4.3V	Yes
Interface	TV Out ; USB; SD Card and SIM Slot; 12V DC External	Yes
Mounting	Strap; Tripod	Yes
Weatherproof	IP54	Yes
Operation Temperature	-22~+158°F/-30 ~+70°C	Yes
Operation Humidity	5% ~ 95%	Yes
Certificate	FCC & CE & ROHS	Yes

This new model Graffiti Camera has the following features:

- 2M/5M/12M pixel high-quality resolution; 1440 x 1080 / 1280 x 720 / 640x480 H.264/AVC format HD video with audio, Infrared night vision LEDs No-glow 940nm 39 feet (13m) flash range "Cam + Video" mode enables the camera to take both pictures and video at every trigger event; Continuous shooting interval time about 0.5 or 1.0 seconds (stamp off or on);
- Extremely long in-field life (in standby mode, up to 6 months with 12 x AA batteries); Unique side Prep Sensors provide wider sensing angle and enhances the camera response speed;
- Performs in the most extreme temperatures from -22°F (-30°C) to 158°F (70°C);
- Compact size (12 x 8 x 7cm)
- Well designed for covert use, Impressively quick trigger time (1.2 second) Programmable to work as Time-Lapse camera taking pictures/videos day and night. When the Timer setting is on, the camera is programmable to only work in specified time slots every day. This feature can be used together with Time Lapse feature to meet your desired time schedule.
- In the camera's bottom cover is a built-in 2.0" TFT color monitor to review images and videos. Date, time, temperature, moon phase and battery level can be stamped onto each picture. Lockable and password protected
- Sends 640 x 480 resolution MMS images on our MM model camera. Setup is a snap by running the user-friendly PC software (Disk supplied) or directly from the built-in TFT display. The menu allows the user to select the country and GSM Network Carrier. No need to worry about APN or IP settings etc. Simply purchase a PRE PAID SIM CARD (make sure no user name or password is attached to the card) slot it into the camera, select one or more RECEIVING MOBILE phone numbers and/or EMAIL ADDRESSES and as motion is detected, not only will the camera store recordings to the built in SD card, but the GPRS modem will send images to your preferred mobile numbers or email accounts within one minute depending on network speed and GSM signal strength. Advanced Remote Cellular Technology transmits images to your mobile phone and/or email account. Text alert when the battery power level becomes low and the ability to check mobile signal reception from the built-in TFT display in the field. The antenna is internal.
- Please note this camera is available WITH or WITHOUT the GSM modem. Obviously without the modem the camera is cheaper otherwise the two are identical in every way.
- The SD card can be set in "Recycle Mode" which automatically deletes the earliest photos or videos and makes room for new ones;
- External antenna is available when using security box; Operates globally via GSM/GPRS network. Supports four bands: 850 / 900 / 1800 /1900MHz. Now Upgraded with the following features: 1. Language Options added; 2. GPRS function added; 3. Trigger time is shortened from 1.5s to 0.8s;
- The Graffiti Cam 6210 promises to be one of the best, and greatest value motion activated cameras on the market, with more improvements to come!! The software that comes with the camera is not compatible with Apple Macs, but all settings except the new GPRS function can be set on the camera.

Graffiti Cam – Features & Functions



This is an underside view of the Graffiti Cam depicting the various features and functions including battery locations, SD card (pictured blue) and just beneath is the **SIM Card**. Also pictured is the OFF/ON/TEST mode switch.

The test switch is used for viewing the LCD monitor, playing back recordings from the built in mini LCD monitor, manual camera setup but its also important in the field. When the camera is mounted and secured, place the camera into TEST Mode. Blue lights will illuminate when motion is detected so by aiming the camera in the general direction of anticipated activity, you will be able to see in an instant whether the camera has picked up on your motion.

When satisfied, switch the camera to ON. The camera will arm within 10 seconds. Move about in the motion detection area and allow the camera to take a few snaps. There will be NO LIGHTS when the camera is ON.

After a minute or so, open the camera lockable base to reveal the monitor. Switch to TEST MODE again then press the OK button. Using the UP/DOWN buttons on the right hand side, play back the recorded images one by one. If you can see from the recordings that the camera needs to be tilted up or down

Graffiti Cam – Metal Vandal Proof Housing



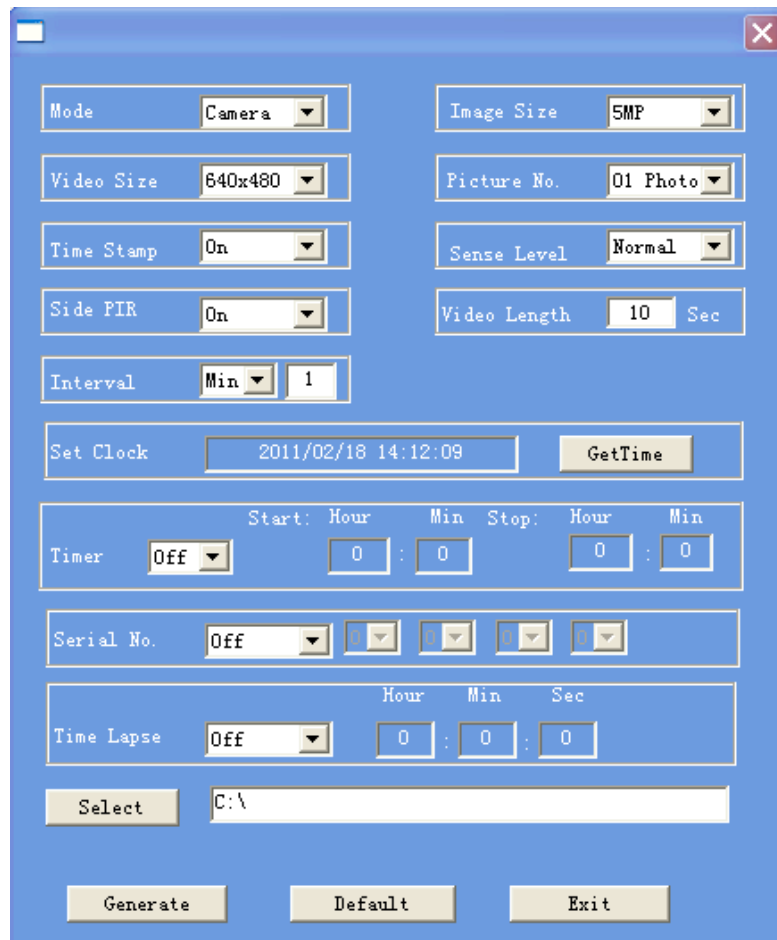
This is the optional outdoors steel Lockbox or metal vandal proof housing. As you can see the box can be padlocked but more importantly it is locked and secured which makes access to the camera that much more difficult.

The box is supplied with a metal swivel bracket as pictured and this allows the box to be tilted and rotated in various directions otherwise on a flat surface the mounting bracket is not necessary. Please note it is possible to disguise the camera even further by spray painting the surface of the housing the camera colour as the camera or alternately painting the camera exterior the same or similar colour to the metal box. From a warranty point of view please do not deface the camera exterior within the first 12 months, as painting the actual camera will void manufacturer warranty.

Graffiti Cam – MMS & Camera Setup



Pictured above and below is the Camera and MMS software setup. As you can see, a drop down list basically is the easiest means of changing settings. The camera can take the exact time from the users PC. Each camera can be given a unique serial number that will be portrayed on recordings. The Timer and Time Lapse functions will also be found on the same software. To save settings press select and then Generate.

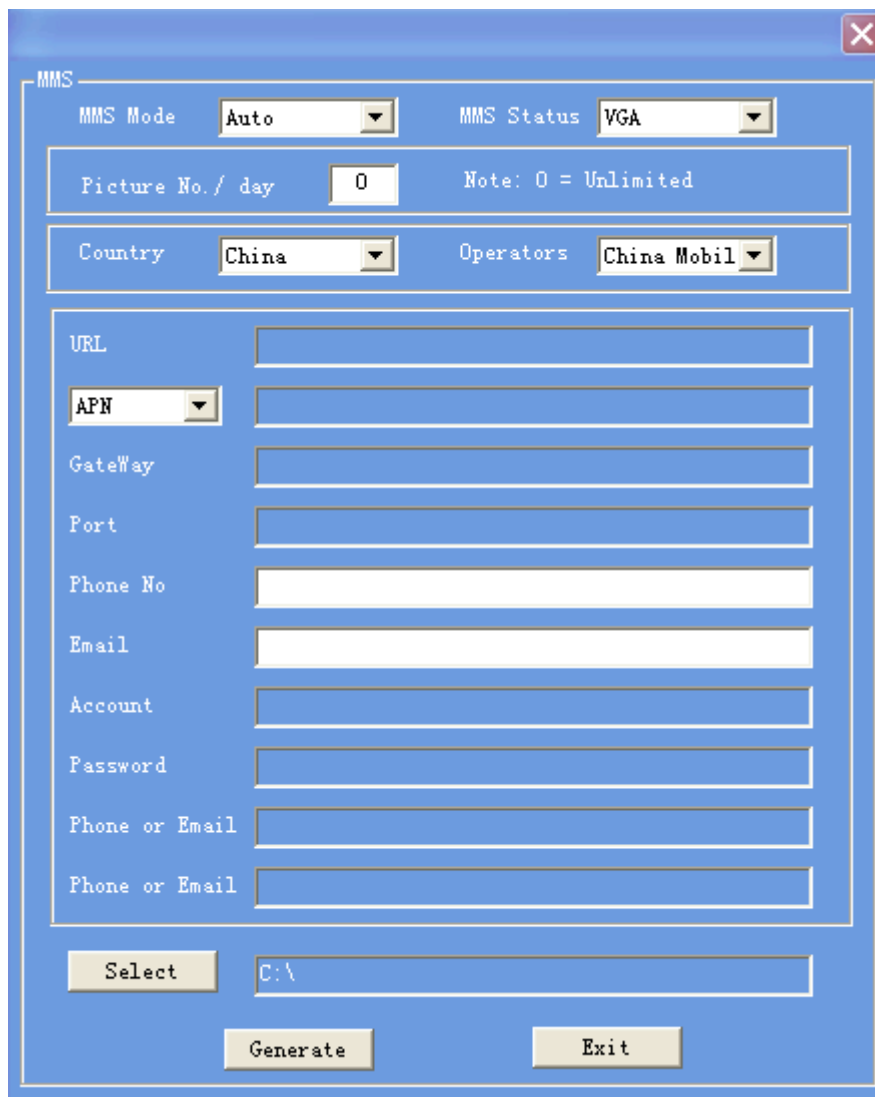


Graffiti Cam – MMS Setup

Pictured below is the Camera and MMS software setup. A drop down list basically is used to change settings. Select MMS Auto (set by default) then Select Status as VGA. The quality of the image sent remotely is whereas the much high quality recording is retained to the camera SD card.

Select country in this case Australia and to the right side select your prefer Carrier ie Telstra, Optus, Vodafone. The URL, APN, IP and Port do not need any input since selecting the SIM Carrier, all other functions have been pre prepared for your convenience.

The final options are to select your preferred receiving mobile phone and/or email addresses and more than one can be selected. Press Select, Generate and Exit and its finished. The camera is now ready to send MMS to your mobile phone and/or data images to your email address.



The screenshot shows a software window titled "MMS" with a close button in the top right corner. The window contains the following fields and controls:

- MMS Mode:
- MMS Status:
- Picture No. / day: Note: 0 = Unlimited
- Country:
- Operators:
- URL:
- APN:
- GateWay:
- Port:
- Phone No:
- Email:
- Account:
- Password:
- Phone or Email:
- Phone or Email:
- Select:
- Buttons:

Graffiti Cam – Real Images from the Camera





Hidden Camera Surveillance Services

A Division of Forrestbridge Pty Ltd Est. 1982

PO Box 773

Ashmore City QLD 4214

Australia

Email: sales@hiddencamera.com.au

URL www.hiddencamera.com.au